




FEE63720PM Dishwasher




EVERY GLASS FLAWLESS. NO HANDWASHING REQUIRED.

The guarantee that designer flutes are held securely and that pristine comes as standard. Yours with the GlassCare System in AEG's dishwasher. The machine offers specialist care for stemware throughout the cleaning process. The innovative



Superior Cleaning and best glass care

Your delicate glasses can not be cleaned in a safer way thanks to AEG SoftGrip and SoftSpikes which perfectly holds your glasses, protecting them from getting damaged.



CORNER-TO-CORNER. COVERED

Even closely stacked or larger dishes should receive corner-to-corner cleaning. Now, the innovative satellite spray arm in the new AEG dishwasher ensures that every corner of the machine and every inch of the items inside are reached by spraying water thoroughly

More Benefits :

- Natural airflow with Airdry

Features :

- 44dB - ExtraSilent 42dB
- Water and energy consumption: 11 l, 0.846 kWh for program Eco 50
- 6 programmes, 4 temperatures
- Dishwasher programmes: 30 MIN 60°, AutoSense 45°-70°, Eco, Extra Silent, Glass 45, Intensive 70
- ProWater system with extra ceiling spraying arm
- Delay start option from 1 to 24 hours
- SENSORLOGIC dishwasher
- Water sensor detects the level of dirt and adjusts water consumption
- Auto Off function
- TimeSaver Option
- ExtraHygiene option
- XtraDry option
- GlassProtectionSystem
- Inverter motor
- ProClean Satellite Spray arm
- Height adjustable upper basket, even when fully loaded
- Upper basket with 2 Foldable racks, 2 Foldable wires for glasses, 2 Soft Spikes, 6 wine glass soft grips, Foldable cup shelves
- Lower basket with 2 foldable plate racks
- Panel with symbols
- Anti fingerprint stainless steel finishing
- AQUA-CONTROL
- Indications for salt and rinse aid

Technical Specs :

- Product Number Code : 911 424 424
- EAN : 7332543594405
- Energy efficiency class : A+++
- Drying efficiency (2010/30/EC) : A
- Energy cons. (kWh) (2010/30/EC) : 0.846
- Water cons. (l) (2010/30/EC) : 11
- Water cons. annual (l) (2010/30/EC) : 3080
- Energy cons. annual (kWh) (2010/30/EC) : 241
- Noise level (dB(A) re 1 pW) (2010/30/EC) : 44
- Declared programme (2010/30/EC) : Eco 50
- Installation in height : Yes
- Inlet hose type of : Aqua control
- Water supply : Cold or hot
- Standard place settings (2010/30/EC) : 15
- Panel colour : Stainless steel
- Required fuse (A) : 10
- Connected load (W) : 1950
- Voltage : 220-240
- Height total : 818
- Width mm : 596
- Depth mm : 575
- Built in depth mm : 570
- Built in height (min), mm : 820
- Built in width mm : 600
- Weight gross cleaner and accessories with packaging : 41
- Weight net cleaner and accessories no packaging : 39.57
- Package height : 870
- Package width : 635
- Package depth : 680

Product Description :